

Pune Vidyarthi Griha's College of Engineering, Nasik

**Department of Mechanical Engineering**

Academic Year: 2016-17

Semester: -II

**GUEST LECTURE RECORD**

Date : 4/1/2017 - (Wednesday)

Name of Guest faculty : Mr. Nitin Talele and Mr. Sandeep Bor

Name of Organisation : Access Cadd

Address : 103/104, Guru Ashish,  
Opp. to BSNL, Canada Corner,  
Nashik.

Contact no : 9823191044

Email address : sandeep@accesscadd.com

Topic : Awareness about CAD CAM CAE  
and latest technology used in India

Class present : S.E. & T.E.

Number of students : 24

Feedback of students : Good, Sincere about seminar.

Took interest in the subject and answered many  
questions. Students has grabbed the knowledge  
shared by our experts.

## Department of Mechanical Engineering

Semester:-II

## GUEST LECTURE ATTENDANCE

Scanned by CamScanner



## Department of Mechanical Engineering

Semester: -II

## GUEST LECTURE ATTENDANCE

Scanned by CamScanner



# Department of Mechanical Engineering

Academic Year: 2016-17

Semester: II

Date: 07/01/2017

## GUEST LECTURE ATTENDANCE

Sr no	Name of student	Class	Signature
9	Chavhan Sagar Sanjay	TE (Mech)	<u>Shahin</u>
19	Kangule Suryakant N.	TE-Mech	<u>Saukants</u>
41	Vibhandik Pratik V.	TE-mech	<u>Vibhandik</u>
16	Joshi Purgesh M.	TE-Mech	<u>Purgesh</u>
33	Pawar Sachin Ashok	TE-Mech	<u>Pawar</u>
29	Nyacharskar Vaibhav S.	T.E-Mech	<u>Nyacharskar</u>
12	Jadhav Bhagwat Umakant	T.E-Mech	<u>Jadhav</u>
13	Jadhav Rahul Keshav	TE mech	<u>Rahul</u>
21	Khute Yogesh Popat	T.E mech	<u>Khute</u>
15	Jangam Samraaj Kailas	T-E-Mech	<u>Jangam</u>
26	More Akshay Shankar	TE MECH	<u>Is More</u>
27	Musale Chetan Ambadas	TE MECH	<u>CAMusale</u>
25	Mahale Anil Sanjay	TE Mech	<u>Mahale</u>
32	Patel Hardik P.	TE Mech	<u>Patel</u>
17	Kaklij Sagar N.	TE mech	<u>Kaklij</u>
07	Boorse Umesh Maheshappa	T.E-mech	<u>Boorse</u>
18	Kale Pravin M.	TE Mech	<u>Kale</u>
05	Bhoi Kiran R.	TE mech	<u>Bhoi</u>
36	Vasave Pushpak Ashok	TE mech	<u>Vasave</u>
35	Puranik Kusai Prakash	TE-MECH	<u>Puranik</u>
23	Jadhav Nandev Ramdas	TE-mech	<u>N. Jadhav</u>
14	Jain Rupesh S.	TE Mech	<u>Jain</u>
3	Bagul Sanubhai Ashok	TE Mech	<u>SAB</u>
24	Mahajan Bhavesh Prakash	TE Mech.	<u>Mahajan</u>
22	Kulkarni Abhijeet Rajendra	TE Mech	<u>A.G. Kulkarni</u>

Topic:- Design & mfg. Integration by  
M. Shrikant Bishnoi - CAD/CAM GURU

Atul  
07/01/17



Pune Vidyarthi Griha's College of Engineering, Nasik

**Department of Mechanical Engineering**

Academic Year: 2016-17

Semester: II

Date: 07/01/2017

## GUEST LECTURE ATTENDANCE

[illegible]

**PUNE VIDYARTHI GRIHA'S COLLEGE OF ENGINEERING**

**Department of Computer Engineering**

**Report on  
Android App Development**

Date:- 16<sup>th</sup> and 17<sup>th</sup> Sept 2016

Name of Expert:- Mr. YogeshRasal

Name of Faculty Co-ordinator:- Prof. J.Y. Kapadnis


Mr.YogeshRasal from SoftSysPvt Ltd conducted the two day workshop on Android App Development for Computer Department students. The expert gave quality and useful android developing techniques and tricks. Also gave a brief explanation on Android App Development.

Topic Covered:-

1. Android Basics
2. GUI development
3. Data Base Connection
4. Deploy App On Google PlayStore

No of student present:- 36

No of faculty present:- 2

  
Prof. J.Y. Kapadnis





# **PUNE VIDYARTHI GRIHA'S COLLEGE OF ENGINEERING**

## **Department of Computer Engineering**

### **Report on**

### **Hands on Embedded Operating System**

Date:- 6<sup>th</sup> and 7<sup>th</sup> Feb 2015

Name of Expert:- Mr. Deepak Ghule

Name of Faculty Co-ordinator:- Prof. S.M. Sonkamble


Mr. Deepak Ghule from MicroEmbedded technologies,Pune has conducted the two days workshop on Hands on Embedded Operating System for Computer Department staff. The expert introduce the embedded operating system and processor basics.

Topic Covered:-

1. Introduction to Embedded Operating system
2. Processor Basics
3. Embedded Linux Application Development
4. Lift Simulation using Linux
5. BeggleBoneBlack ARM development
6. Robotics Application

No of student present:- 00

No of faculty present:- 15

  
H. Swapnil Sonkamble

  
Mr. Ghule

**PUNE VIDYARTHI GRIHA'S COLLEGE OF ENGINEERING**

**Department of Computer Engineering**

**Report on**

**MOZILA Web Maker Event**

Date:- 12<sup>th</sup> July 2014

Name of Expert:- Mrs. Divanshi Pande

Name of Faculty Co-ordinator:- Prof. Nitin Shinde

Mr. Divanshi Pande from Mozilla India conducted the one day workshop on Mozilla web maker Event for Computer Department for students. The expert gives the quality and useful web designing techniques and tricks. Also gives the brief explanation on website designing

Topic Covered:-

1. Web designing Basics
2. Domain and website testing
3. Languages used for web designing

No of student present:- 86

No of faculty present:- 4

  
Prof. Nitin R. Shinde





**PUNE VIDYARTHI GRIHA'S COLLEGE OF ENGINEERING**

**Department of Computer Engineering**

**Report on**

**Cyber Security and Ethical Hacking Workshop**

Date:- 28<sup>th</sup> August 2014

Name of Expert:- Mr. Ankit Fadiya

Name of Faculty Co-ordinator:- Prof. V.V. Lodha


Mr. Ankit Fadiya from conducted the online live workshop on Cyber Security and Ethical hacking for Computer Department for students. The expert gives useful hacking techniques and tricks. Also gave the brief explanation on cybercrime investigation by police department for crime.

**Topic Covered:-**

1. Concept of hacking
2. Use of hacking
3. Software used for hacking
4. Real life hacking examples.

No of student present:- 60

No of faculty present:- 2

  
V.V. Lodha



**PUNE VIDYARTHI GRIHA'S COLLEGE OF ENGINEERING**

**Department of Computer Engineering**

**Report on  
Latex Workshop**

Date:- 19<sup>th</sup> Sept 2014

Name of Expert:- Mr. Chetan Puri

Name of Faculty Co-ordinator:- Prof. N.R. Shinde

Mr. Chetan Puri from Matle Soft pvt. Ltd. has conducted the one day workshop on Latex. The latex is used for document editing for third year and final year students for report making. The expert taught how to generate the latex document and various editor software for latex document.

Topic Covered:

1. What is Latex?
2. Use of latex
3. Software used for latex
4. Template editing for latex

No of student present:- 83

No of faculty present:- 03

  
Prof. N.R. Shinde

  
Mr. Chetan Puri



**PUNE VIDYARTHI GRIHA'S COLLEGE OF ENGINEERING**

**Department of Computer Engineering**

**Report on**

**IBM SEED**

Date:- 9<sup>th</sup> Jan and 12<sup>th</sup> Jan 2014

Name of Expert:- Mr. ShreyasAgrawal

Name of Faculty Co-ordinator:- Prof. J.Y. Kapadnis


Mr. ShreyasAgrawal from IBM Seed has conducted the four days workshop on IBM SEEDfor Computer Department staff. The expert explained the various softwares developed by IBM. Also explain the Rational Rose software introduction used for software design and its importance in educational field.

Topic Covered:-

1. About IBM Company
2. Visual Modeling with UML 2.0
3. Rational Software Architect
4. Mastering Object Oriented Analysis and Design with UML.

No of student present:- 00

No of faculty present:- 10

  
J. Y. Kapadnis



# **PUNE VIDYARTHI GRIHA'S COLLEGE OF ENGINEERING**

## **Department of Computer Engineering**

### **Report on Software Testing Workshop**

Date:- 13<sup>th</sup> Sept 2013

Name of Expert:- Mr. Satish Patil

Name of Faculty Co-ordinator:- Prof. K. D. Wagh


Mr. Satish Patil from Sai Info Solutions conducted the one day workshop on Software Testing for Computer Department for students. The expert gives the fantastic and useful software testing techniques and tricks. Also gives the brief explanation on software engineering.

Topic Covered:-

1. Software Engineering Lifecycle
2. Types of Software Testing
3. Manual Testing
4. Automatic Testing
5. Tools for Automation Testing

No of student present:- 37

No of faculty present:- 2



**PUNE VIDYARTHI GRIHA'S COLLEGE OF ENGINEERING**

**Department of Computer Engineering**

**Report on**

**Ethical Hacking and Cyber Investigation Workshop**

Date:- 7<sup>th</sup> and 8<sup>th</sup> Sept 2012

Name of Expert:- Mr. Ashish Bhagat

Name of Faculty Co-ordinator:- Prof. J.Y. Kapadnis

Mr. Ashish Bhagat from Sai Info Solutions conducted the two day workshop on Ethical hacking and Cyber Investigation for Computer Department for students. The expert gives the fantastic and useful hacking techniques and tricks. Also gave the brief explanation on cybercrime investigation by police department for crime.

Topic Covered:-

1. Concept of hacking
2. Use of hacking
3. Software used for hacking
4. Real life hacking examples.

No of student present:- 50

No of faculty present:- 2

  
J.Y. Kapadnis



Date :13/09/2015

Notice

Workshop on Arduino

All the students are hereby informed that, a one day workshop on Arduino is Organized in our institute on 24th September 2015 for third and final year students. In this session students will get a theoretical and hands on training on the Arduino board. The interested students should enroll their names to coordinator on or before 21st September 2015.



Prof. R.V. Ghodchar  
Workshop coordinator



Prof. M.V. Bhalerao  
HOD



Pune Vidyarthi Griha's  
College of Engineering, Nashik-04

Department of Electronics and Telecommunication Engineering

Name of Event/ Seminar:

Arduino Workshop

Date: 24/02/2015

Time: 9:30 AM

ATTENDANCE SHEET

Sr. No	Name of Students	Year	Sign
1	Gajalaxi Sandhan	T.E.	
2	Kalyani Wagh	T.E.	
3	Shamli Nikam	T.E.	
4	Rajashree Jadhav	T.E.	R. Jadhav
5	Ganesh Shinde	T.E.	
6	Surekha Konde	T.E.	
7	Kaustubh Joshi	T.E.	
8	Ganesh Gokhale	T.E.	
9	chetan Jadhav	T.E.	
10	Pavon Khairnar	T.E.	
11	Vishal Ahir	T.E.	
12	Abhinavi Bhokane	S.E.	
13	Vedika Upadani	S.E.	
14	Monika Sonawandhi	S.E.	
15	Deepali Taxale	S.E.	
16	Devshree Mehta	S.E.	





**ASSOCIATION OF STUDENTS' OF ELECTRONICS  
& TELECOMMUNICATION (ASSET)**

*Department of Electronics & Telecommunication*  
**Pune Vidyarthi Griha's College of Engineering**  
206, Dindori Road, Mhasrul, Nashik - 422004.  
E-mail ID: assetpvgcoen@gmail.com



Ref No: PVGCOE/E&TC/ASSET/2015-2016/04

Date: 26/9/2015

**Workshop on Aurdino**

A one day workshop on Aurdino was conducted by Mr. Narendra Sardar on 24<sup>th</sup> September 2015 for third and final year students of Electronics and Telecommunications Engineering Department).

In this session he gave students a theoretical and hands on training on the Aurdino board. Total 21 students attended the session for whole day in the department.

**Prof. R.V. Ghodchar**  
Workshop coordinator

**Prof. M.V. Bhalerao**  
HOD

Date: 26/09/2015

### **Report on Workshop on Arduino**

A one day workshop on Arduino was conducted by Mr. Narendra Sardar on 24th September 2015 for third and final year students of Electronics and Telecommunications Engineering Department. In this session he gave students a theoretical and hands on training on the Arduino board. 21 students attended the session for whole day in the department.

The workshop began by theory lecture first. Then there was interaction with the Students. The Workshop was conducted under ASSET, the student cell of Electronics and Telecommunications Engineering Department

Total no. of Participants: 21

Total teacher: 2

Start Time: 9:00AM

End Time: 5:30PM



Prof. R.V. Ghodchar  
Workshop Coordinator



Prof. M.V. Bhalerao  
HOD



Date :14/12/2016

**Notice**

**Workshop on Arduino**

All the students are hereby informed that, a two day workshop on Arduino is Organized in our institute by Mr. Narendra Sardar on 26th December 2016 and 7th January 2017 for third and final year students.

In this session students will get a theoretical and hands on training on the Arduino board. The interested students should enrol their names to coordinator on or before 21st December 2016.



**Prof. R.V.Ghodchar**  
**Workshop coordinator**



**Prof.M.V.Bhalerao**  
**HOD**

Photographs 2.  
attendance 2.

To  
The Principal  
P.V.G.'s C.O.E  
Nasik-4

16<sup>th</sup> December 2016


Subject: - Request for permission of Arduino and Embedded system workshop.

Respected Sir,

I the undersigned a student of T.E E&TC of our college. Sir, under ASSET committee I want to arrange an **Arduino and Embedded system workshop** from ~~19<sup>th</sup> to 31<sup>st</sup> of December 2016~~ <sup>26<sup>th</sup> to 27<sup>th</sup> Jan 2017</sup> after college hours. This workshop will help students to develop their technical hardware and software skills and will also become a portal for their Project innovations. So, I am writing you this application in this regard. Kindly provide us with the permission for same.


For this act of kindness I will be grateful to you.

Thanking you  
Yours Faithfully  
Narendra Sardar

  
17/12/16

  
17/12/16  
R.V. Ghodke  
Forwarded &  
Recommended

Recommended  
17/12  
17/12/2016.

HOD/faculty i/c  
→ Coordinator → All documentation & procedure to be maintained for record.  
→ Any financial expenses to be audited & record to be kept display to students after workshop  
— Student Repre -> Narendra Sardar  
2> Vaibhav Kulkarni  
3> Chetan Jadhav.  
report regularly —   
19-12-16.

**Goals and Objective:**

1. Introduction to open source hardware community of development
2. Knowledge about Arduino hardware.
3. Programing in the latest version of Arduino IDE.
4. Utilization of Arduino development board to create own mini projects like automatic tunnel lighting system, automatic temperature control etc.
5. Interfacing and working of various modules.
6. Circuit Designing, Simulation and Troubleshooting.

**Pros:**

This workshop will help students to develop their technical hardware and software skills. It will also help student to understand how different microcontrollers and their IDE's work.

**Requirements:**

- 1.) Projector.
- 2.) Computer lab [E&TC department].

**Schedule and Contents**

SR.NO.	Title		Hours (approx.)
1.	<b>Simulation Software</b>		2
	1.1	Introduction to Proteus (installation)	
	1.2	Tools and analysis	
	1.3	Simulation	
	1.4	Editing libraries	
	<b>Arduino IDE</b>		2
	2.1	Installation and Basic introduction	
	2.2	Drivers installation	
	2.3	Coding and uploading code	
3.	<b>* Getting started with LED blinking (digital o/p)</b>		30mins
4.	<b>* Button interfacing (digital I/p)</b>		2
	4.1	Pull up resistor.	
	4.2	pull down resistor	
	4.3	De-bounce	
	4.4	keep ON	



5.	Serial Monitor.	45mins
6.	*Serial Analog Read	30mins
	6.1 Analog to Digital converter	
7.	*Analog write (PWM as DAC converter)	2.15
	7.1 Light dimmer.	
	7.2 light intensity control using LDR & POT	
9.	*IR sensor interfacing	30mins
10.	*Motor control	2.30
	10.1 using Transistor	
	10.2 using IC	
	10.3 Relay	
9.	Serial communication (with overview of Bluetooth, GPS, GSM)	1
10.	GLCD interfacing and custom characters.	1
11.	GPS interfacing.	2
12.	GSM interfacing.	2
13.	Wi-fi module overview.	1
1.)	*Automatic tunnel lightning system	2
2.)	*Automatic Temperature control	2
	TOTAL HOURS	24

Total fees: Rs 1500/group

**NOTE:**

- 1.) All the practicals given above will include hands on programing, circuit implementation in simulation.
- 2.) \*mandatory to be performed on bread board.
- 3.) Maximum 3 students are allowed per group.
- 4.) The students who have attended the previous workshop on 24<sup>th</sup> & 25<sup>th</sup> September 2015, will be allowed to attend these sessions for free.

**Contact Details**

Name: Narendra Sardar

Mobile No: 7719059297

Email ID: narendrasardar@yahao.com

Date : 15/02/2017

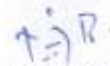
### Notice

#### Guest lecture on Power Electronics Subject

All the students of third year are hereby informed that, a guest lecture on Power Electronics Subject by Dr.D.M.Chandwarkar, is organized on 3<sup>rd</sup> March 2017 for Third year students of Electronics and Telecommunications Engineering Department. All the Concern students should take a note of it.



Prof. R.V.Ghodchar  
Workshop coordinator



Prof.M.V.Bhalerao  
HOD

**Pune Vidyarthi Griha's  
College of Engineering, Nashik-04**

**Department of Electronics and Telecommunication Engineering**

Name of Event/ Seminar:

Guest Lecture on Power Electronics  
By Dr. D.M. Chandubekas

Date: 3/3/2017

Time: 11:15 to 1:15 PM

**ATTENDANCE SHEET**

Sr. No	Name of Students	Year	Sign
1	Mandar C. Toshi	3 <sup>rd</sup> year	<u>Moshi</u>
2	Devesh N. Gorge	3 <sup>rd</sup> year	<u>Devesh</u>
3	Abhijeet K. Mahajan	3 <sup>rd</sup> year	<u>Abhijeet</u>
4	Minal K. Kale	3 <sup>rd</sup> year	<u>Minal</u>
5	Rohit E. Patil	3 <sup>rd</sup> year	<u>Rohit</u>
6	Khushab. Mahajan	3 <sup>rd</sup> year	<u>Khushab</u>
7	Shweta Jamdhade	3 <sup>rd</sup> year	<u>Shweta</u>
8	Pradnya Gaikwad	3 <sup>rd</sup> year	<u>Pradnya</u>
9	Umesh Pawar	2 <sup>nd</sup> year	<u>Umesh</u>
10	Nikhil Gauri	3 <sup>rd</sup> year	<u>Nikhil</u>
11	Mahesh Sankar	T.E.	<u>Mahesh</u>
12	Sunil Amolk	T.E.	<u>Sunil</u>
13	Nikhil Tagade	3 <sup>rd</sup> year	<u>Nikhil</u>
14	Kashish Vaghmare	3 <sup>rd</sup> year	<u>Kashish</u>
15	Shweta Jadhav	3 <sup>rd</sup> year	<u>Shweta</u>
16	Tire Roshani	3 <sup>rd</sup> year	<u>Roshani</u>







## ASSOCIATION OF STUDENTS' OF ELECTRONICS & TELECOMMUNICATION (ASSET)

Department of Electronics & Telecommunication  
Pune Vidyarthi Griha's College of Engineering  
206, Dindori Road, Mhasrul, Nashik - 422004.

E-mail ID: assetpvgcoen@gmail.com



Date: 03/03/2017

Date: 03/03/2017

Ref No: PVGCOE/E&TC/ASSET/2016-2017/13

To,  
Dr. D.M.Chandwarkar,  
Head, Department of E&TC,  
K.K.Wagh College of Engineering Nashik.

Subject : Thanking Letter


Respected Sir,

We thank you for sharing your expertise on the subject of Power Electronics at Electronics and Telecommunications Engineering at PVG's College of Engineering Nashik for third year students.

Your presentation style and contents delivered in the session were really excellent. It will definitely help the students to get the crest of the subject and will make them understand the subject in detail. Hope you had a good experience in the college.

We wish to continue our Alliance in the future.

  
Prof. R.V. Ghodchar  
ASSET Coordinator

  
Prof. M.V. Bhalerao  
HOD

Work shop

"Work Shop on Raspberry-pi"

Raspians

## Raspians

**Workshop Title:** 2 Days Hands on Workshop on "Raspberry-Pi".

### **Abstract:**

Raspberry pi is developed in the UK by the Raspberry Pi foundation.

Raspberry Pi is one of the most popular open source development platforms available in the market today. It is a miniature credit-card sized powerful computer that let designers develop multimedia applications-media playback & streaming, gaming, graphics, etc.

Raspberry pi operates on Linux and has Broadcom BCM2835-full HD multimedia SOC which includes ARM11 running at 700MHz and was originally shipped with 256 megabytes of RAM, later upgraded(models B and B+)to 512MB

We are organizing a two-day hands-on workshop on Raspberry Pi.The workshop will be organized by the team 'Raspians'.Detailed agenda of the workshop is given below.

### **Key Take Away and Benefits-**

1. Complete hands-on experience with Raspberry Pi
2. Expert trainers
3. Certificate for participation
4. Very nominal registration fee
5. Arduino kit, required CD's

### **Accessories we will require for the workshop-**

We will need microUSB power adapter,microSD card with pre-loaded OS,WiFi dongle for Raspberry-Pi and USB cable.

These accessories are available with our team.

**Complete Agenda of the Workshop-**

- Arduino(a pocket-sized computer we can program and used to control circuits)
- Basics of Arduino,basic interfacing of Arduino with other peripherals.
- Embedded systems,basic programming.
- PCB designs
- Beaglebone basics
- Raspberry Pi(Basics,OS installation)

**-Basic interfacing:**

- LED
- LCD
- Switch
- Buzzer

**-Advanced:**

- Arduino
- Camera
- Web camera
- Wi-fi
- QR code reader
- GUI buildings
- Bluetooth
- Accident avoidance using Proxy
- Blind person system
- Web development

**Audio/Visual and Computer requirements:**Internet access is needed for this workshop.Linux desktops are supported and the required software will be provided by the presenters.



space and Enrollment restrictions: We do not have a restriction on the enrollment and the default cap of 30 participants will work fine although more is acceptable. The lab should be equipped with desktop PCs. We will also need a digital projector for our presentation.

We are confident to offer a smooth experience for participants.

**Presenters:**

✓ **Shekhar Borse (Contact person)**

Contact no.: 8600624579

sborse77777@gmail.com

**Imran Shaikh**

Contact no.: 9730255142

imranyshaikh20@gmail.com

**Vishakha Bodake**

Contact no.: 8308724625

vishakhabodake@gmail.com



**ASSOCIATION OF STUDENTS' OF ELECTRONICS  
& TELECOMMUNICATION (ASSET)**

*Department of Electronics & Telecommunication*  
**Pune Vidyarthi Griha's College of Engineering**  
206, Dindori Road, Mhasrul, Nashik - 422004.  
E-mail ID: assetpvgcoen@gmail.com



Ref No: PVGCOE/E&TC/ASSET/2015-2016/14  
**INVITATION**

Date: 01/09/2015

To,

RESPECTED

Mr. Mr. S. D. Borse & Team RASPBAN

**Subject: - "Workshop In Raspberry Pie Single-Board Computer"**

Respected Sir,

P.V.G's COLLEGE OF ENGG, NASHIK. Is one of the premier technical & engineering institute in our region. For the purpose of adding more technical values to students, the ASSOCIATION OF STUDENT'S OF ELECTRONICS OF ELECTRONICS (A.S.S.E.T) from E&TC DEPARTMENT request you to kindly conduct a HANDS ON WORKSHOP on "Raspberry Pie Single-Board Computer". This session will be for last year students of E&TC department.

**Venue: - DIGITAL ELECTRONICS LAB (E&TC DEPT).**

**Date & Time: - MONDAY & TUESDAY (31/08/15 & 1/09/15) from 9:00am onwards.**

Thanking you in anticipation.

Yours SINCERLY,

Mr. M.K. CHAVAN  
(Asset Co-coordinator)

Prof. M.V. BHALERAO  
(H.O.D E&TC DEPT)



**ASSOCIATION OF STUDENTS' OF ELECTRONICS  
& TELECOMMUNICATION (ASSET)**

*Department of Electronics & Telecommunication*  
**Pune Vidyarthi Griha's College of Engineering**  
206, Dindori Road, Mhasrul, Nashik - 422004.  
E-mail ID: assetpvgcoen@gmail.com



Ref No: PVGCOE/E&TC/ASSET/2014-2015/13

Date: 01/09/2015

CONDUCTION CERTIFICATE

To,

Mr. S. D. Borse & Team RASPBAN.


Subject: - "Workshop on Raspberry Pie Single-Board Computer".

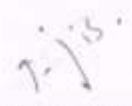
Respected Sir,

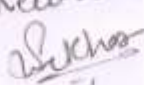
This is to declare that the Workshop on Raspberry Pie Single-Board Computer has been successfully conducted by Mr. S. D. Borse, Mr. ~~V.S.~~ Shaikh & Ms. V.S. Bodake at P.V.G.'s COLLEGE OF ENGG. NASHIK in ELECTRONICS & TELECOMMUNICATION DEPT. ORGANIZED by student association A.S.S.E.T. The workshop was attended by 31 students from final year.

Venue: - DIGITAL ELECTRONICS LAB (E&TC DEPT).

Date & Time: - MONDAY & TUESDAY (31/08/15 & 1/09/15) from 9:00am to 4:00pm.

  
Mr. M.K. CHAVAN  
(Asset Co-coordinator)

  
Prof. M.V. BHALERAO  
(H.O.D E&TC DEPT)

Received  


# P.V.G's college of engineering, nashik

workshop on "Raspberry pie."

Report: Attendance

sr no.	Name	31-08-2015	01-09-2015
1	Anirudh junagade	<u>Anirudh</u>	<u>Anirudh</u>
2	lalit joshi	<u>lalit</u>	<u>lalit</u>
3	Nidhi parsekar	<u>Nidhi</u>	<u>Nidhi</u>
4	ajaz kkan	<u>Aj</u>	<u>Aj</u>
5	anam haig	<u>Anam</u>	<u>Anam</u>
6	karuna chitte	<u>Karuna</u>	<u>Karuna</u>
7	priyanka sonawne	<u>Priyanka</u>	<u>Priyanka</u>
8	krutika wagh	<u>Krutika</u>	<u>Krutika</u>
9	harshada patil	<u>Harshada</u>	<u>Harshada</u>
10	pooja dharble	<u>Pooja</u>	<u>Pooja</u>
11	ashwini kalamkar	<u>AK</u>	<u>AK</u>
12	amruta dethe	<u>Amruta</u>	<u>Amruta</u>
13	vaibhav waghulde	<u>Vaibhav</u>	<u>Vaibhav</u>
14	pratik savle	<u>Pratik</u>	<u>Pratik</u>
15	pooja wagh	<u>Pooja</u>	<u>Pooja</u>
16	pallavi ripote	<u>Pallavi</u>	<u>Pallavi</u>
17	amol panpatil	<u>Amol</u>	<u>Amol</u>
18	saurabh buley	<u>Saurabh</u>	<u>Saurabh</u>
19	namdev tajane	<u>Namdev</u>	<u>Namdev</u>
20	shubham dagde	<u>Shubham</u>	<u>Shubham</u>
21	varsha shinde	<u>Varsha</u>	<u>Varsha</u>
22	pranali bhosale	<u>Pranali</u>	<u>Pranali</u>
23	harshal dhawad	<u>Harshal</u>	<u>Harshal</u>
24	deepika aher	<u>Deepika</u>	<u>Deepika</u>
25	swati ahire	<u>Swati</u>	<u>Swati</u>
26	rageshwari pardeshi	<u>Rageshwari</u>	<u>Rageshwari</u>
27	ashwini deore	<u>Ashwini</u>	<u>Ashwini</u>
28	shweta sonawne	<u>Shweta</u>	<u>Shweta</u>
29	sampada bhargave	<u>Sampada</u>	<u>Sampada</u>
30	pramila bagul	<u>Pramila</u>	<u>Pramila</u>
31	surbhi kalyankar	<u>Surbhi</u>	<u>Surbhi</u>

Charan  
17/9/15.

Asset co-ordinator  
Mr. M.K. charan.





**ASSOCIATION OF STUDENTS' OF ELECTRONICS  
& TELECOMMUNICATION (ASSET)**

*Department of Electronics & Telecommunication*  
**Pune Vidyarthi Griha's College of Engineering**  
206, Dindori Road, Mhasrul, Nashik - 422004.  
E-mail ID: assetpvgcoen@gmail.com



Ref No: PVGCOE/E&TC/ASSET/2014-2015/12

Date: 01/09/2015

**THANKING LETTER**

To,

Mr. S. D. Borse  
Mr. Y. S. Shaikh  
Ms. V.S. Bodake

Sub: -Thanking letter for conducting Workshop On Raspberry Pie  
Single Board Computer.

Dear Sir,

We are very much thankful to you for accepting our invitation & imparting valuable information on topic "*Workshop In Raspberry Pie Single-Board Computer*" which was held on 31<sup>st</sup> AUG & 1<sup>st</sup> SEPT. 2015. Our students will definitely understand the usefulness of this workshop. This information will be also useful to students to face challenges in future computer era.

We are thankful to you for sparing your valuable time & making this activity a success. We appreciate your contribution, which has surely helped our students. We hope similar communication in future.

Thanking You,

  
Mr. M.K. CHAVAN  
(Asset Co-coordinator)

  
Prof. M.V. BHALERAO  
(H.O.D E&tc Dept.)

Pune Vidyarthi Griha's  
College of Engineering, Nashik  
Department of Information Technology  
Zenith Student Association

---

21.02.2015

**INVITATION**

To,

Mr. Farhan Sayyad,

Guest Speaker,

Sub: Invitation for Workshop on "Animation"

Dear Sir,

You are kindly requested to guide our Institute staff members and students on "Animation" organized at our Institute. Your Valuable Guidance will help our faculty and Students for Animation Technology.

We hope you will kindly accept the invitation and give your acceptance.

*Venue: Seminar Hall (116)*

*PVG Engg. College*

*Date: 28.02.2015*

*Time: 10.00 am*

*Received  
F.H. Sayyad.*



**Prof.S.N.Bhadane**

**H.O.D.(I.T.)**



Pune Vidyarthi Griha's College of Engineering, Nashik  
Department of Information Technology  
Zoetic Engineering IT Hub (ZENITH)

Expense Sheet 2015


Event No: 02

Event Name: Workshop on Animation


Date: 28th Feb 2015

Sr. No.	Description	Quantity	Rate	Total	Bill No.	Remark
1	Certificate Printing	60	10	600	1	
2	Certificate Cutting	60		20	2	
3	Flowers/Bouquet			200	3	
4	Water Bottel	2	20	40	4	
5	Tea	13	6	78	5	
6	Student Refreshment	75+2		695	6	
7	Guest Fee			2000	7	
	Final Amount			3633		
	Amount in words :	ree thousand six hundred and thirty three rupees on				

Mr. Kaustubh Kulkarni  
Treasurer

  
Prof. P. R. More  
ZENITH Co-ordinator

Ms. Ashwini Khamborkar  
Student President

  
Prof. S. N. Bhadane  
H.O.D.




7  
**ZOETIC ENGINEERING INFORMATION TECHNOLOGY HUB (ZENITH)**

**Pune Vidyarthi Griha's College of Engineering,**

206, Dindori Road, Mhasrul, Nashik-422004

*Department of Information Technology*

Website: [www.pvgzenith.in](http://www.pvgzenith.in) Email: [pvgzenith@gmail.com](mailto:pvgzenith@gmail.com)



**Payment Order**

Date: 28/2/15

Payee: Mr. Farhan Sayyad.

Rs.(in figures) : 2000/-

Rs.(in Words) Two Thousand Rs only

On Account of: .....

Payment Mode: Cash/Cheque/DD. No. Cash

Approved for payment

F.H Sayyad  
Receiver's Signature & date

Faculty Adviser

Muram  
Treasurer



# Animation Workshop

**Pune Vidyarthi Griha's College of Engineering, Nashik**  
**Department of Information Technology**  
**Acedamic Year 2014-15**  
**Roll Call List (T.E.I.T.)**

RN	Name of Student	Sign	RN	Name of Student	Sign
1	ARUNA BHASKAR SALVE	<i>Aruna</i>	32	MORE SHRIKANT MACHHINDRA	<i>More</i>
2	Aswale puja	<i>Puja</i>	33	NAGARE DIPALI DILIP	<i>AB</i>
3	AVACHAT AISHWARYA SANJAYKUMAR	<i>AB</i>	34	NALINI DEVAJI JADHAV	<i>Nalini</i>
4	BACHCHHAV YADNYIK DEVIDAS	<i>AB</i>	35	PALLAVI SANJAY SONAR	<i>AB</i>
5	BHAGYASHREE SURESH KOTE	<i>Bhagya</i>	36	PATHADE SUPRIYA MACHINDRA	<i>AB</i>
6	BHANDARKAR KINJAL SANJEEV	<i>Kinjal</i>	37	PATIL SHITAL AMBADAS	<i>Patil</i>
7	BHATE UMAKANT RATAN	<i>Bhate</i>	38	PATIL SNEHAL BALASAHEB	<i>Snehal</i>
8	BHOR ABHIMANYU VILAS	<i>AB</i>	39	PATIL SUBODH RAGHUNATH	<i>Patil</i>
9	DANI PIYUSH JAYAWANT	<i>Dani</i>	40	PEKHALE ADITI SANJAY	<i>AB</i>
10	DESAI SAYALI DILIP	<i>AB</i>	41	POOJA HARISHCHANDRA NERKAR	<i>Pooja</i>
11	DESAI TEJASHREE MADAN	<i>Tejashree</i>	42	RAKSHE DEVYANI DATTATRAYA	<i>Raksha</i>
12	DHATRAK SONAL PRADEEP	<i>Dhatrak</i>	43	RASHMILA SUNIL PAGARE	<i>AB</i>
13	DOBE PRAVIN PUNDLIK	<i>Dobe</i>	44	RUTUJA SUBHASH AHER	<i>Rutuja</i>
14	GAURAV KISHOR SURYAWANSHI	<i>Gaurav</i>	45	SALVE ANKITA MUKUND	<i>A.M. Salve</i>
15	JADHAV AMEY KAVIRAJ	<i>Ame</i>	46	SARODE PIYUSH PRADEEP	<i>AB</i>
16	JADHAV SNEHAL KAILASH	<i>Snehal</i>	47	SATKAR JAYSHREE SITARAM	<i>Satkar</i>
17	JADHAV SUNIL VISHWASRAO	<i>Sunil</i>	48	SHAIKH AFRIN ABDUL RASHID	<i>Afrin</i>
18	JAGTAP JAGRUTI RAJENDRA	<i>Jagtap</i>	49	SHARDUL VISHWAS DILIP	<i>Shardul</i>
19	JOSHI AMRUTA ARUN	<i>Amruta</i>	50	SHETE AKSHAY SHARAD	<i>Akshay</i>
20	KALE JEEWAN DHANAJI	<i>Jeevan</i>	51	SHUKLA DHANASHREE PRADIP	<i>Dhanashree</i>
21	KALPESH SANJAY GHARATE	<i>Kalpesh</i>	52	SOMASE CHAITALI SHRIHARI	<i>Chaitali</i>
22	KELHE BHUSHAN VIJAY	<i>Kelhe</i>	53	SURYA PUSHPARAJAN	<i>Surya</i>
23	KHAMBORKAR ASHWINI YATNIAKANT	<i>Ashwini</i>	54	SURYAVANSHI PURNIMA RAMESH	<i>Purnima</i>
24	KHINDE CHITRA SANTU	<i>Chitra</i>	55	THAKUR PRACHI DILIP	<i>Prachi</i>
25	KULKARNI KAUSTUBH VIJAY	<i>Kulkarni</i>	56	THORAT KAVITA DILIP	<i>Kavita</i>
26	KULKARNI RUSHIKESH RAJENDRA	<i>Rushikesh</i>	57	VYAPARI SHWETA VINAYAK	<i>Shweta</i>
27	LONARE SUCHETA BHARTKUMAR	<i>Sucheta</i>	58	WAGMARE VAISHALI ASHOKRAO	<i>Wagmare</i>
28	MAHAJAN SAURABH PITAMBAR	<i>Saurabh</i>	59	WAJE ASHWINI VIJAY	<i>Ashwini</i>
29	MAHAJAN SAYALI RAJENDRA	<i>Sayali</i>	60	WALEKAR MOHINI ASHOK	<i>Walekar</i>
30	MARATHE PRASHANT DILIP	<i>Prashant</i>	61	WANI DARSHANA VASUDEV	<i>Darshana</i>
31	MATE POOJA DILIP	<i>Mate</i>	62	WANI JULY SHRIKANT	<i>Wani</i>



**Pune Vidyarthi Griha's College of Engineering, Nashik**  
**Department of Information Technology**  
**"One Day Workshop on Animation"**

RN	Name of Student	Sign	RN	Name of Student	Sign
1	ARUNA BHASKAR SALVE	<i>Aruna</i>	32	MORE SHRIKANT MACHHINDRA	<i>MS</i>
2	Aswale puja	<i>Aswale</i>	33	NAGARE DIPALI DILIP	
3	AVACHAT ASHWARYA SANJAYKUMAR		34	NALINI DEVAJI JADHAV	<i>Aswale</i>
4	BACHCHHAV YADNYIK DEVIDAS	<i>Bachchhav</i>	35	PALLAVI SANJAY SONAR	
5	BHAGYASHREE SURESH KOTE	<i>Bhagyasree</i>	36	PATHADE SUPRIYA MACHINDRA	<i>Pathade</i>
6	BHANDARKAR KINJAL SANJEEV	<i>Bhandarkar</i>	37	PATIL SHITAL AMBADAS	<i>Shital</i>
7	BHATE UMAKANT RATAN	<i>Bhate</i>	38	PATIL SNEHAL BALASAHEB	<i>Snehal</i>
8	BHOR ABHIMANYU VILAS	<i>Bhor</i>	39	PATIL SUBODH RAGHUNATH	<i>Subodh</i>
9	DANI PIYUSH JAYAWANT	<i>Dani</i>	40	PEKHALE ADITI SANJAY	
10	DESAI SAYALI DILIP	<i>Desai</i>	41	POOJA HARISHCHANDRA NERKAR	<i>Pooja</i>
11	DESAI TEJASHREE MADAN	<i>Desai</i>	42	RAKSHE DEVYANI DATTATRAYA	<i>Devani</i>
12	DHATRAK SONAL PRADEEP	<i>Dhatrak</i>	43	RASHMILA SUNIL PAGARE	<i>Rashmi</i>
13	DOBE PRAVIN PUNDLIK	<i>Dobe</i>	44	RUTUJA SUBHASH AHER	<i>Rutuja</i>
14	GAURAV KISHOR SURYAWANSHI	<i>Gaurav</i>	45	SALVE ANKITA MUKUND	<i>Salve</i>
15	JADHAV AMEY KAVIRAJ	<i>Amey</i>	46	SARODE PIYUSH PRADEEP	<i>Piyush</i>
16	JADHAV SNEHAL KAILASH	<i>Snehal</i>	47	SATKAR JAYSHREE SITARAM	<i>Satkar</i>
17	JADHAV SUNIL VISHWASRAO	<i>Sunil</i>	48	SHAIKH AFRIN ABDUL RASHID	<i>Afrin</i>
18	JAGTAP JAGRUTI RAJENDRA	<i>Jagtap</i>	49	SHARDUL VISHWAS DILIP	<i>Shardul</i>
19	JOSHI AMRUTA ARUN	<i>Joshi</i>	50	SHETE AKSHAY SHARAD	
20	KALE JEEWAN DHANAJI	<i>Kale</i>	51	SHUKLA DHANASHREE PRADIP	<i>Shukla</i>
21	KALPESH SANJAY GHARATE	<i>Kalpesh</i>	52	SOMASE CHAITALI SHRIHARI	<i>Chaitali</i>
22	KELHE BHUSHAN VIJAY	<i>Kelhe</i>	53	SURYA PUSHPARAJAN	<i>Surya</i>
23	KHAMBORKAR ASHWINI YATNAKANT	<i>Ashwini</i>	54	SURYAVANSHI PURNIMA RAMESH	<i>Purnima</i>
24	KHINDE CHITRA SANTU	<i>Khinde</i>	55	THAKUR PRACHI DILIP	<i>Prachi</i>
25	KULKARNI KAUSTUBH VIJAY	<i>Kulkarni</i>	56	THORAT KAVITA DILIP	<i>Kavita</i>
26	KULKARNI RUSHIKESH RAJENDRA	<i>Rushikesh</i>	57	VYAPARI SHWETA VINAYAK	<i>Shweta</i>
27	LONARE SUCHETA BHARTKUMAR	<i>Lonare</i>	58	WAGMARE VAISHALI ASHOKRAO	<i>Vaishali</i>
28	MAHAJAN SAURABH PITAMBAR	<i>Saurabh</i>	59	WAJE ASHWINI VIJAY	<i>Ashwini</i>
29	MAHAJAN SAYALI RAJENDRA	<i>Sayali</i>	60	WALEKAR MOHINI ASHOK	<i>Mohini</i>
30	MARATHE PRASHANT DILIP	<i>Prashant</i>	61	WANI DARSHANA VASUDEV	<i>Darshana</i>
31	MATE POOJA DILIP	<i>Mate</i>	62	WANI JULY SHRIKANT	<i>July</i>

Incharge:

*Kulkarni*


Total - 57 X 50 = 2850/-

58 X 50 = 2900 2/3/15

President:

*Ashwini*





Pune Vidyarthi Griha's College of Engineering  
206, Dindori Road, MERI, Nashik-422004

## Department of Information Technology



# Certificate

*This is to certify that* Ms. Chaibali A. Borase *of*  
T.E.I.T. *has successfully attended the workshop on*  
*"Multimedia & Animation Techniques" organized by Department of*  
*Information Technology associated with ZENITH Student Association*  
*on 28th Feb 2015.*

**Prof. A. G. Patil**  
Workshop Co-ordinator  
(Information Technology)

**Prof. P. R. More**  
ZENITH Co-ordinator  
(Information Technology)

**Prof. S. N. Bhadane**  
H.O.D.  
(Information Technology)



Pune Vidyarthi Griha's  
College of Engineering, Nashik  
Department of Information Technology  
Zenith Student Association

---

**Date: 28.02.2015**

**To,**

**Mr. Farhan Sayyad,**

**Guest Speaker,**

**Sub:** Thanks giving letter for conducting workshop on "Animation".


Dear Sir,

We are very pleased to Say you, "**Thank you Very Much**" for conducting workshop on "**Animation**" for I.T. Department staff members and students. We are very sure that your Valuable Guidance will surely helpful to understand animation technology and use in future.

We hope your same kind cooperation will be helpful for progress of our staff and students.

Thank you once again Sir!

*Received  
F.H. Sayyad*

  
**Prof.S.N.Bhadane**  
**H.O.D.(I.T.)**



Pune Vidyarthi Griha's  
College of Engineering, Nashik  
Department of Information Technology  
Zenith Student Association

---

***Date: 28.02.2015***

**Report Regarding Workshop on “ Animation”**On 28.02.2015

**Mr. Farhan Sayyad, Guest Speaker**, conducted workshop on “ Animation” for I.T. Department staff members and Students of PVG's College of Engineering. Nashik.

In his valuable speech, he has guided on How animation done, actual working in animation, benefits of animation, use of animation, and many more.

Key points involved in this workshop are, how to make animation, software for animations, tools for animation.

Workshop followed by Exercise.

1. Make small animation file,
2. Editing of animations
3. Orally question and answer

About 51 students and I.T. Department staff members participated in the workshop. We hope it will helpful to all participants.

Complied by: Prof. P.R.More

Zenith Coordinator, P.V.G's COE,Nashik

Pune Vidyarthi Griha's  
College of Engineering, Nashik  
Department of Information Technology  
NOTICE

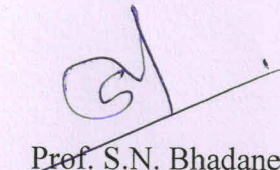
---

All S.E./T.E./B.E. students are informed that, Zenith Association arranging the workshop on "Animation" on 23th Feb. 2015 at 10.00 A.M.

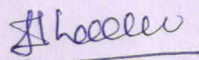
Venue: Seminar Hall (116)





Prof. P.R. More  
Zenith Coordinator



Prof. S.N. Bhadane  
H.O.D.(I.T.)

SEIT - SKT - 

TEIT - HNK - 

BEIT - KKP. 



Pune Vidyarthi Griha's  
College of Engineering, Nashik  
Department of Information Technology  
Zenith Student Association

30.01.2017

## INVITATION

To,

Mr. Prashant Marathe,

Guest Speaker,

Sub: Invitation for Seminar on "Java"

Dear Sir,

You are kindly requested to guide our students on "Java" organized at our Institute. Your Valuable Guidance will help our Students for Java programming.

We hope you will kindly accept the invitation and give your acceptance.

*Venue: Seminar Hall (116)*

*PVG Engg. College*

*Date: 01.02.2017*

*Time: 10.00 am*



Prof. S.N. Bhadane

H.O.D.(I.T.)

*Received  
Mr. Prashant*

Pune Vidyarthi Griha's  
College of Engineering, Nashik  
Department of Information Technology  
Zenith Student Association

## INVITATION

30.01.2017

To,

Mr. Shaurabh Mahajan,  
Guest Speaker,

Sub: Invitation for Seminar on "Hadoop"

Dear Sir,

You are kindly requested to guide our students on "**Hadoop**" organized at our Institute. Your Valuable Guidance will help our Students for Hadoop Technology.

We hope you will kindly accept the invitation and give your acceptance.

Venue: Seminar Hall (116)  
PVG Engg. College

Date: 01.02.2017

Time: 10.00 am



Prof. S.N. Bhadane

H.O.D. (I.T.)

Received  
Shahajan



Pune Vidyarthi Griha's  
College of Engineering, Nashik  
Department of Information Technology  
Zenith Student Association

---

**Date: 01.02.2017**

To,

**Mr. Shaurabh Mahajan**

**Hadoop Expert,**

**Sub:** Thanks giving letter for conducting Seminar on "Hadoop".

Dear Sir,

We are very pleased to Say you, "**Thank you Very Much**" for conducting seminar on "**Hadoop**" for I.T. Department students. We are very sure that your Valuable Guidance will surely helpful for Hadoop Technology.

We hope your same kind cooperation will be helpful for progress of students.

Thank you once again Sir!

Received  
Shahajan



**Prof.S.N.Bhadane**

**H.O.D.(I.T.)**

Pune Vidyarthi Griha's  
College of Engineering, Nashik  
Department of Information Technology  
Zenith Student Association

---

To,

Date: 01.02.2017

Mr. Prashant Marathe

Java Expert,

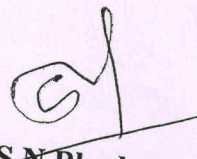
Sub: Thanks giving letter for conducting Seminar on "Java".

Dear Sir,

We are very pleased to Say you, **"Thank you Very Much"** for conducting seminar on **"Java"** for I.T. Department students. We are very sure that your Valuable Guidance will surely helpful for Java Programming.

We hope your same kind cooperation will be helpful for progress of students.  
Thank you once again Sir!

Received  
Prashant

  
Prof. S.N. Bhadane  
H.O.D.(I.T.)



Pune Vidyarthi Griha's  
College of Engineering, Nashik  
Department of Information Technology  
Zenith Student Association

---

**Report Regarding Seminar on “Java” On 01.02.2017**

Mr. Shaurabh Mahajan , Hadoop Expert, conducted seminar on “Hadoop” for I.T. Department Students of PVG's College of Engineering, Nashik. In his valuable speech, he has guided on Hadoop installation, use of Hadoop, features of Hadoop, application of Hadoop, career in Hadoop and many more.

Mr. Prashant Marathe ,Java Expert, conducted seminar on “Java” for I.T. Department Students of PVG's College of Engineering, Nashik. In his valuable speech, he has guided on Java installation, Java Programming Basic and Advance, JVM, Feature of Java , career in Java and many more.

Seminar followed by Exercise.

1. Java program
2. Hadoop related Questions and answers
3. Career oriented Java and Hadoop based Questions and Answers
4. Guidance for Interviews and tips on career.

About 60 students and I.T. Department staff members participated in the seminar. We hope it will helpful to all participants.

Complied by: Prof. S.S.Rajebhosale

Zenith Coordinator, P.V.G's COE,Nashik


Pune Vidyarthi Griha's  
College of Engineering, Nashik  
Department of Information Technology  
NOTICE

29.01.2017




All S.E./T.E./B.E. students are informed that, Zenith Association arranging the seminar on "Java" on 01st Feb. 2017 at 10.00 A.M.

Venue: Seminar Hall (116)

Prof. S.S.Rajebhosale  
Zenith Coordinator





  
Prof. S.N. Bhadane  
H.O.D.(I.T.)

TEIT KKN  
BEIT SKT  
SEIT KKP



**P.V.G's College of Engineering, Nashik**  
**Department of Information Technology**  
**Zenith Student Association**  
**Workshop on JAVA & HADOOP**





Pune Vidyarthi Griha's  
College of Engineering, Nashik  
Department of Information Technology  
Zenith Student Association

30.01.2017

## INVITATION

To,  
**Mr. KPTechnoBricks Training & Solutions,**  
**Guest Speaker,**

Sub: Invitation for Seminar on "Java"

Dear Sir,


You are kindly requested to guide our students on "Java" organized at our Institute. Your Valuable Guidance will help our Students for Java programming.

We hope you will kindly accept the invitation and give your acceptance.

**Venue: Seminar Hall (116)**  
**PVG Engg. College**

**Date: 27.02.2017 & 28.02.2017**  
**Time: 10.00 am**

*Received*  
*KPawan*

  
**Prof. S.N. Bhadane**  
**H.O.D. (I.T.)**

Pune Vidyarthi Griha's  
College of Engineering, Nashik  
Department of Information Technology  
Zenith Student Association

---

To,

28.02.2017

Mr. KPTechnoBricks Training & Solutions,  
Java Expert,


**Sub:** Thanks giving letter for conducting Seminar on "Java".

Dear Sir,

We are very pleased to Say you, "Thank you Very Much" for conducting seminar on "Java" for I.T. Department students. We are very sure that your Valuable Guidance will surely helpful for Java Programming.

We hope your same kind cooperation will be helpful for progress of students.  
Thank you once again Sir!

Received  
K. Pawar

  
Prof. S.N. Bhadane  
H.O.D.(I.T.)



Pune Vidyarthi Griha's  
College of Engineering, Nashik  
Department of Information Technology  
Zenith Student Association

---

28.02.2017

**Report Regarding Seminar on “Java” On 27.02.2017**

**Mr. KPTechnoBricks Training & Solutions**, Java Expert, conducted seminar on “Java” for I.T. Department Students of PVG's College of Engineering, Nashik. In his valuable speech, he has guided on Java installation, Java Programming Basic and Advance, JVM, Feature of Java , career in Java and many more.

**Seminar schedule**

<b>Day 1</b>	<b>Day 2</b>
<b>Introduction to Java</b>	<b>JDBC</b>
<b>Introduction to IDE</b>	<b>Servlet</b>
<b>Object Orientation in Java</b>	<b>Server Configuration</b>
<b>Modular Programming in Java</b>	<b>JSP</b>
<b>Collection</b>	<b>Web Application Deployment</b>
<b>Encryption in Java</b>	
<b>File Handling</b>	

Seminar followed by Exercise.

1. Java programs
2. Career oriented Java based Questions and Answers
3. Guidance for Interviews and tips on career.

About 55 students and I.T. Department staff members participated in the seminar. We hope it will helpful to all participants.

Complied by: Prof. S.S.Rajebhosale

Zenith Coordinator, P.V.G's COE,Nashik

Pune Vidyarthi Griha's  
College of Engineering, Nashik  
Department of Information Technology  
NOTICE

24/2/2017

All S.E./T.E./B.E. students are informed that, Zenith Association arranging the seminar on "Java" on 27<sup>th</sup> & 28<sup>th</sup> Feb. 2017 at 10.00 A.M.

Venue: Seminar Hall (116)

Seminar schedule :

Day 1	Day 2
Introduction to Java	JDBC
Introduction to IDE	Servlet
Object Orientation in Java	Server Configuration
Modular Programming in Java	JSP
Collection	Web Application Deployment
Encryption in Java	
File Handling	

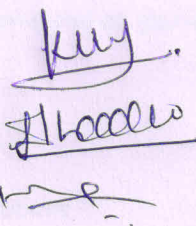
Prof. S.S.Rajebhosale  
Zenith Coordinator

  
Prof. S.N. Bhadane  
H.O.D.(I.T.)

SEIT - KKN

BGET SKT

#TEIT - HMK





# **kpTechnoBricks**

## Training & Solutions

Date: 04/02/2017

To,

Respected Sir/Mam,

### Training Proposal

We **kpTechnoBricks Training & Solutions**, pleasure to give us opportunity for representing our concept in front of you.

Here we are presenting proposal of Technical seminar and workshop for all student to improve their technical skills,

So then can easily workout with today's IT industry and get updated by today's Technical demand of IT companies from a particular candidate.

We hope you review this proposal and let give us feedback for the same.

Regards,

kpTechnoBricks Training & Solutions



ShamKunj, Banglow No.1  
Near Lions Club Garden  
Datta Mandir Road,  
Nashik Road, Nashik 422101  
[www.kptechnobricks.com](http://www.kptechnobricks.com)



0253 - 6608895  
+91 9049492841  
+91 9049492843

# **TechnoBricks**

## Training & Solutions

Sham Kunj, Banglow No.1, Behind Dream House, Near Lions Club Garden, Datta Mandir Road,  
Nashik Road, Nashik 422101 Contact: 0253-6608895

---

### Training Proposal

#### ABOUT US:

KP TECHNOBRICKS is a leading software training institute providing Software Training, Project Guidance, IT consulting and Technology Workshops. Educations must have great potential to growth human being. We want to use education as the tool to level the differences that our various social system.

We always were trying to provide knowledge beyond the books and beyond the boundaries. KpTechnoBricks can help you see things from several perspectives & insights can help you see beyond the obvious. We preparing candidates to achieve the level of certification which is recognized the world over.

#### TRAINING SESSIONS:

Our training sessions are meticulously planned by our trainer and are designed in a manner geared toward the maximization of efficiency. Your time is valuable, and so is ours, so our goal is to best prepare you while taking up the least amount of your time possible.

Your training will be conducted by our trainers over 2 Days session.

We are offering free two days of training workshop with different technology like JAVA , .NET , ORACLE-DBA ,PYTHON and many more as per your requirement.

#### TRAINING SCHEDULE FOR JAVA:

DAY 1	DAY 2
Introduction to Java	JDBC
Introduction to IDE	Servlet
Object Orientation in Java	Server Configuration
Modular Programming in Java	JSP
Collection	Web Application Deployment
Encryption in Java	
File Handling	



# Java workshop

27/02/2017 &

Page No.: 28/02/2017

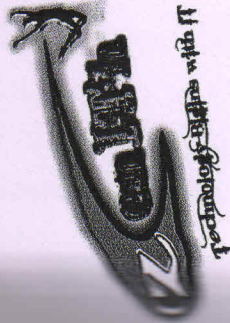
Date:

sr. No.	Name of students	Amt	sign
✓ 01	puskhit Mayur D	150/-	<u>Puskhit</u>
✓ 02	Sumitra P. Pawar	150/-	<u>Sumitra</u>
- 03	Kapadnis Snehal M.	150/-	<u>Snehal</u>
- 04	Raikwad Dhanashri B.	150/-	<u>Dhanashri</u>
- 05	Pagare Snehal M.	150/-	<u>Snehal</u>
- 06	Ingale Hemangi M.	150/-	<u>Hemangi</u>
✓ 07	Aishwarya D. Thakur	150/-	<u>Aishwarya</u>
✓ 08	Mayur B. Nere	150/-	<u>Mayur</u>
✓ 09	padani M. Aher	100/-	<u>Padani</u>
✓ 10	Jai S. Nirhari	150/-	<u>Nirhari</u>
✓ 11	pallavi M. Gaupale	150/-	<u>Pallavi</u>
✓ 12	Sunny P. Inab	150/-	<u>Sunny</u>
✓ 13	Shweta Shrivasth	150/-	<u>Shweta</u>
✓ 14	Manji Bodhevi	150/-	<u>Manji</u>
- 15	Gauri Khule	150/-	<u>Gauri</u>
✓ 16	Mayur shinde	150/-	<u>Mayur</u>
✓ 17	sagar kadre	150/-	<u>Sagar</u>
- 18	Patil Pooja R.	150/-	<u>Patil</u>
- 19	Patil Jyoti S.	150/-	<u>Jyoti</u>
- 20	Gonawane Ishitija D.	150/-	<u>Gonawane</u>
- 21	Ambekar Ashwini M.	150/-	<u>Ashwini</u>
✓ 22	Borse Tusker Rajin	150/-	<u>Borse</u>
✓ 23	Santpal Ganesh Prakash	150/-	<u>Santpal</u>
✓ 24	pagar chandrabhram D.	150/-	<u>Pagar</u>
✓ 25	patil Mohan V.	150/-	<u>Mohan</u>



✓ 26)	Dhakrao Rishikesh R.	150	<del>Adar</del>
✓ 27)	Gholap Dhanajay	150	<del>Ramraj</del>
* 28)	Telone Pawan	150	<del>Ram</del>
✓ 29)	Jitesh A. Wani	150	<del>Star</del>
* 30)	Khuraj P. Fiske	150	<del>Star</del>
- 31)	Meeraj. A. Shaikh	150	<del>Star</del>
32)	Bagad Rakhi K.		<del>Star</del>
33)	Sheavani. Kulkarni		<del>Raga</del>
* 32)	Bagad Rakhi K.	150	<del>Raga</del>
✓ 33)	Sachin Sonje	150	<del>Raga</del>
✓ 34)	Akshay Zende	150	<del>Star</del>
✓ 35)	Sawant Hemant	150	<del>Star</del>
* 36)	Shashwat Kanade	150	<del>Star</del>
37)	Nikam Sushil V.	150	<del>Star</del>
38)	Hemant. P. Kadam	150	<del>Star</del>
39)	Subanya A. Jambekar	150	<del>Star</del>





**PUNE VIDYARTHI GRIHA'S  
COLLEGE OF ENGINEERING, NASHIK**



**CERTIFICATE**

*This is to certify that Mr/ Miss ..... of*

*..... college has successfully attended Two Days*

*Hands on Workshop on*

*“Java Programming”*

*organized by ZenITH Student Association, Department of Information Technology,*

*in association with KPTechnoBricks Training and Solution, Nashik*

*on 27th and 28th February, 2017.*

**Prof. Sagar Rajebhosale**  
ZenITH Co-ordinator

**Prof. Kiran Pawar**  
Director & Founder  
KPTechnoBricks


**Prof. Satish Bhadane**  
HOD, I.T. Dept

**Prof. Dr. Nihar Walimbe**  
Principal

**K<sub>KP</sub>TechnoBricks**  
Training & Solution



P.V.G's College of Engineering, Nashik  
Department of Information Technology  
Zenith Student Association  
Workshop on JAVA





Pune Vidyarthi Griha's  
College of Engineering, Nashik  
Department of Information Technology  
Zenith Student Association

---

18.08.2014

**INVITATION**

To,

**Shraddha Harne – Deshpande,**

**Guest Speaker,**

Sub: Invitation for Workshop on "MongoDB"

Dear Madam,

You are kindly requested to guide our Institute staff members and students on "MongoDB" organized at our Institute. Your Valuable Guidance will help our faculty and Students in MongoDB .

We hope you will kindly accept the invitation and give your acceptance.

**Venue: Programming Lab-II**  
**PVG Engg. College**

**Date: 18.09.2014 & 19.09.2014**  
**Time: 10.00 am**

*Received  
Shorne*

  
**Prof. S.N. Bhadane**

**H.O.D.(I.T.)**

Pune Vidyarthi Griha's  
College of Engineering, Nashik  
Department of Information Technology  
Zenith Student Association

---

19.09.2014

To,

Shraddha Harne – Deshpande,

MongoDB Expert,

**Sub:** Thanks giving letter for conducting workshop on "MongoDB".


Dear Sir,

We are very pleased to Say you, "**Thank you Very Much**" for conducting workshop on "**MongoDB**" for I.T. Department staff members and students. We are very sure that your Valuable Guidance will surely helpful in MongoDB Technology.

We hope your same kind cooperation will be helpful for progress of our staff and students.

Thank you once again Madam!

Received  
Shraddha Harne

  
Prof. S.N. Bhadane  
H.O.D.(I.T.)



Pune Vidyarthi Griha's  
College of Engineering, Nashik  
Department of Information Technology  
Zenith Student Association

---

19.09.2014

**Report Regarding Workshop on “ MongoDB” On 18.09.2014 & 19.09.2014**

**Shraddha Harne – Deshpande**, MongoDB Expert, conducted 2 days workshop on “ MongoDB” for I.T. Department staff members and Students of PVG's College of Engineering, Nashik.


In his valuable speech, he has guided on What are requirements for MongoDB, How to install and Start MongoDB, JSON, Mysql, trigger, procedure, big data and many more.

Key points involved in this workshop are, JSON, Big data, Mysql, PHP, Java, mysql connectivity.

workshop followed by Exercise.

1. Create tables
2. Operations on Table
3. Mysql Connectivity
4. Creation of Front end and Back end

About 58 students and I.T. Department staff members participated in the workshop. We hope it will helpful to all participants.

  
Complied by: Prof. P.R. More

Zenith Coordinator, P.V.G's COE, Nashik

Pune Vidyarthi Griha's  
College of Engineering, Nashik  
Department of Information Technology  
NOTICE

17/09/2014

All S.E./T.E./B.E. students are informed that, Zenith Association arranging the workshop on "MongoDB" on **18.09.2014 & 19.09.2014** at 10.00 A.M.

Venue: Programming Lab-II, I.T. Dept.

*Pmore*

Prof. P.R. More  
Zenith Coordinator

*S.N. Bhadane*

Prof. S.N. Bhadane  
H.O.D.(I.T.)

SEIT - SKT - Shedaw  
TEIT - HNK - HNK  
BEIT - SNB SNB





**Date : 9<sup>th</sup> Sep 2014**

**To whomsoever it may concern**

**Subject : Seminar Details**

**Following is the schedule for workshop as per our discussion we are planning for next week.**

**Schedule : Day 1 (8 hr )**

Sr Number	Topic	Details
1	Introduction to Db	This will contain concept of Db
2	Introduction to mysql	This will contain introduction to SQL with examples
3.	Handling mysql environment	DML and DDL examples
4.	Stored Procedure , function , cursors , triggers	Explanation of these database related terms with example
5.	Mysql Connectivity	Connectivity with php and java example
6.	Introduction to MondoDb	Detail Description of mongoDb
7.	Why MongoDB	Importance of MongoDB

**Schedule : Day 2 (8 hr )**

Sr Number	Topic	Details
1.	What is JSON	This will contain introduction to JSON
2.	JSON examples using PHP	JSON read and write using PHP
3.	MongoDb Example	Example Of mongoDb and its queries
4.	MongoDb example with JAVA and PHP	Real Life example of mongoDb using JAVA and PHP
5.	Introduction to big data	Basic introduction and Machine learning algorithm implementation
6.	Implementation of Database assignment as per syllabus	
7.	Interaction session	

**Thanks and regards,**

**Shraddha Harne – Deshpande**

**(Head , Development and Research)**



Pune Vidyarthi Griha's  
College of Engineering, Nashik  
Department of Information Technology  
Zenith Student Association

18.08.2014

## INVITATION

To,

Prof. Chetan Puri,

Guest Speaker,

Sub: Invitation for Workshop on "Latex"

Dear Sir,

You are kindly requested to guide our Institute staff members and students on "Latex" organized at our Institute. Your Valuable Guidance will help our faculty and Students for making Seminar Report, Project Report & Papers to publish.

We hope you will kindly accept the invitation and give your acceptance.

*Venue: Seminar Hall (116)*

*PVG Engg. College*

*Date: 22.08.2014*

*Time: 10.00 am*



Prof. S.N. Bhadane

H.O.D. (I.T.)

*Received*

*Chetan Puri*



# **“Latex Workshop”**

*For Final Year Student*

Organized By

**Department of Information Technology**

Date:- 22<sup>nd</sup> Aug 2014 Day:-Friday

Time:- 9:00 am to 5:00 pm

Venue:-Programming Lab





Pune Vidyarthi Griha's College of Engineering, Nashik

Department of Information Technology

Academic Year 2014-15

## **“LATEX WORKSHOP”**

One Day Workshop on LaTeX Technology dated on 22<sup>nd</sup> August 2014.

Sr. No.	Time	Activity
01.	9.00 to 9.30 AM	Inauguration of Workshop
02.	9.30 to 11.00 AM	Introductory Session
03.	11.00 to 11.15 AM	Short Break
04.	11.15 AM to 1.15 PM	Training on the Tool Session
05.	1.15 to 2.00 PM	Lunch Break
06.	2.00 to 4.00 PM	Practice and Doubt Clearing Session
07.	4.00 to 4.15 PM	Valedictory Session
08.	4.15 to 5.00 PM	Certificate Distribution



Prof. A. G. Patil  
Workshop Coordinator





Prof. S. N. Bhadane  
H.O.D.



PVG College of Engineering, Nashik  
Department of Information Technology  
**One Day LaTeX workshop attendance sheet**  
(Organized by Dept. of IT & ZENITH)

Roll No.	Name of Student	Morn. Session	Aft. Session
✓ 1	AGRAWAL SHYAMKUMAR S.	<i>Shyam</i>	<i>Shyam</i>
✓ 2	AHIRE NEETA SHIVAJI	<i>N. Ahire</i>	<i>N. Ahire</i>
✓ 3	ANAP ANKUSH SHARAD	<i>AB</i>	<i>AB</i>
✓ 4	BALSANE ABHIJEET	<i>Abhisane</i>	<i>Abhisane</i>
✓ 5	BARI KALPESH	<i>Kali</i>	<i>Kali</i>
✓ 6	BHENDE CHETAN UTTAMRAO	<i>Chetan</i>	<i>Chetan</i>
✓ 7	BHOYE KISHORE		
✓ 8	BORASE RAKESH RAMKRISHNA	<i>AB</i>	<i>AB</i>
✓ 9	CHANDWADKAR SAYALI R.		
✓ 10	CHALDHARI YOGESH KAUTIK	<i>Y. Chaudhari</i>	<i>Y. Chaudhari</i>
✓ 11	CHAVAN NIKHIL DILIP		
✓ 12	CHAVAN RAISHREE JAY	<i>Chav</i>	<i>Chav</i>
✓ 13	CHAVAN YOGESH SHRIRAM		
✓ 14	CHOUDHARI SHASHANK ARVIND	<i>Shashank</i>	<i>Shashank</i>
✓ 15	DERLE BHAVANA RANGNATH	<i>Derle</i>	<i>Derle</i>
✓ 16	DHAGE NIKHIL SAMPAT		
✓ 17	GAIKWAD ACHYUT PRALHAD	<i>Achyt</i>	<i>Achyt</i>
✓ 18	GAONKAR KUNAL KRISHNA		
✓ 19	GAWALI VIKRANT	<i>Gawali</i>	<i>Gawali</i>
✓ 20	GITE PRIYANKA MAHESH	<i>Gite</i>	<i>Gite</i>
✓ 21	JADHAV VAISHALI KAILAS	<i>Jaishali</i>	<i>Jaishali</i>
✓ 22	JOSHI AKSHADA YOGESH	<i>Akshada</i>	<i>Akshada</i>
✓ 23	KADAM SURAJ SAYAJI	<i>Suraj</i>	<i>Suraj</i>
✓ 24	KAKAD CHANCHAL BHASKAR		
✓ 25	KAKAD SHRUTIKA KACHARU		
✓ 26	KALANTRI TUSHAR RAJENDRA	<i>Tushar</i>	<i>Tushar</i>
✓ 27	KANDEKAR MAYUR VISHNU	<i>M. Kande</i>	<i>M. Kande</i>
✓ 28	KHARJIA SANKET MANOJ		
✓ 29	KHIRNAR RANJANA GULAB		
✓ 30	KHULE ARCHANA DATTU	<i>Archu</i>	<i>Archu</i>
✓ 31	KOTE POOJA KAILAS	<i>Pooja</i>	<i>Pooja</i>
✓ 32	KULKARNI RISHIKESH SUDHAKAR	<i>Rishi</i>	<i>Rishi</i>
✓ 33	KUMAR DARSHANA P.	<i>Darshana</i>	<i>Darshana</i>
✓ 34	KUMBHAR TRUPTI DATTATRAY	<i>Trupti</i>	<i>Trupti</i>
✓ 35	LONARE SNEHAL VILAS	<i>Sonare</i>	<i>Sonare</i>
✓ 36	MAHALE CHANDRAKALA		
✓ 37	MATALE SWATI		
✓ 38	NAKIL PORNIMA DATTATRAY	<i>Pornika</i>	<i>Pornika</i>
✓ 39	NEHARE PRASHANT		
✓ 40	ODHEKAR NIKITA SHEKHAR	<i>N. Odhekar</i>	<i>N. Odhekar</i>



	AB	AB
ANAND BHAUSAHEB		
ANAND DATTATREYA		
ANAND LAKA SATISH	<del>Agar</del>	<del>Agar</del>
ANAND JESNARAJ RAJAN	<del>Agar</del>	<del>Agar</del>
ANAND JITENDRA	<del>Agar</del>	<del>Agar</del>
ANAND DEWANGI SURESH	<del>Agar</del>	<del>Agar</del>
ANAND NIKHIL	<del>Agar</del>	<del>Agar</del>
PATIL PRIYANKA SHANTILAL	<del>Agar</del>	<del>Agar</del>
PATIL PUNAM KADU	<del>Agar</del>	<del>Agar</del>
PATIL SACHIN SURESH	<del>Agar</del>	<del>Agar</del>
PATIL SANDIP YUVRAJ	<del>Agar</del>	<del>Agar</del>
PATIL SNEHAL RAMESH	<del>Agar</del>	<del>Agar</del>
RAHANE ASHWINI KHANDERAO	<del>Agar</del>	<del>Agar</del>
RAKA GUNJAN MANOJKUMAR	<del>Agar</del>	<del>Agar</del>
SAYYAD FIROJ MUBARAK	<del>Agar</del>	<del>Agar</del>
SHETE BHAGYASHREE SURESH	<del>Agar</del>	<del>Agar</del>
SHINDE CHANDRAKANT	<del>Agar</del>	<del>Agar</del>
SHINDE PRATIK RAJENDRA	<del>Agar</del>	<del>Agar</del>
SHIRWADKAR RASHMI SANJAY	<del>Agar</del>	<del>Agar</del>
SOMANI NAVAL KISHOR K.	<del>Agar</del>	<del>Agar</del>
SONAR DIPAK BALKRUSHNA	<del>Agar</del>	<del>Agar</del>
TARE POOJA	<del>Agar</del>	<del>Agar</del>
TENDULKAR PRATIKSHA G.	<del>Agar</del>	<del>Agar</del>
VYAVAHARE AKSHAY SANJAY	<del>Agar</del>	<del>Agar</del>
YEOLA DARSHAN RAMESH	<del>Agar</del>	<del>Agar</del>
ZOMAN ROSHAN DILIP	<del>Agar</del>	<del>Agar</del>
VISHWASKAO GOKUL I	<del>Agar</del>	<del>Agar</del>
KADAM NIKETAN K.	<del>Agar</del>	<del>Agar</del>
SARJERAO SAGAR A.	<del>Agar</del>	<del>Agar</del>
THOKE VIJAYSHRI S.	<del>Agar</del>	<del>Agar</del>
DHARAM AMIT S.	<del>Agar</del>	<del>Agar</del>
MOHITE ASHISH S.	<del>Agar</del>	<del>Agar</del>
NIKAM BHAGYASHRI	<del>Agar</del>	<del>Agar</del>
GAIKWAD SHITAL	<del>Agar</del>	<del>Agar</del>
KANDEKAR GANESH	<del>Agar</del>	<del>Agar</del>
WAGHULKAR ALITKUMAR A.	<del>Agar</del>	<del>Agar</del>

Prof. P. R. More  
STAFF CO-ORDINATOR  
ZENITH

Prof. A. G. Patil  
Event Co-ordinator

Prof. S. N. Bhadane  
H.O.D.





Pune Vidyarthi Griha's

## COLLEGE OF ENGINEERING

Affiliated by University of Pune : Identification No. PU/PN/Engg./414/2010

Approved by AICTE : F. No. West/1-5149611/2010/New Dtd : 13/7/2010, College Code : EN5330

206, Dindori Road, MERI, Mhasrul, Nashik-04

Tel. : 0253-2534291

Fax : 0253-2533884

E-mail : [pvgcoenashik@gmail.com](mailto:pvgcoenashik@gmail.com)

Website : [www.pvgcoenasik.org](http://www.pvgcoenasik.org)

Dr. Nihar S. Walimbe  
Ph. D (Mech.) IIT Bombay  
Principal

Date : 22.08.2014

To,  
**Hon'ble Mr. Pritam Sawwalakhe,**  
Pennon Technologies Pvt. Ltd,  
Nashik.

**Subject: Letter of appreciation**

**Reference: LaTeX Workshop Organized by Department of  
Information Technology associated with ZenITH.**


Hon'ble Sir,

We would like to take this opportunity to thank you for conducting the workshop on "LaTeX Technology" organized in Pune Vidyarthi Griha's College of Engineering, Nashik on 22<sup>nd</sup> August, 2014. The workshop was a success and was appreciated by the participating students and faculty members.

The program which was intended for the staff and the students of the I.T. Department was attended by over 60 students and 20 teaching and non-teaching staff members. The participants were significantly benefited by the workshop. The Department of Information Technology and ZenITH Student Association appreciates your time, dedicated effort for conducting the workshop, and contribution in improving the well being of the participants.

With Thanks and Regards,



  
Prof. S. N. Bhadane  
H.O.D. (I.T.)



## COLLEGE OF ENGINEERING

Affiliated to University of Pune, Identification No. PU/PN/Engg./414/2010

Approved by AICTE, F. No. West/1-5149611/2010/New Dtd: 13/7/2010, College Code: EN5330

225, Dindori Road, MIERI, Nashik-04

E-mail: [pvgcoenashik@gmail.com](mailto:pvgcoenashik@gmail.com)

Tel.: 0253-2534291

Fax: 0253-2533884

Website: [www.pvgcoenashik.org](http://www.pvgcoenashik.org)

Dr. Nihar S. Walimbe  
Ph. D (Mech.) IIT Bombay  
Principal

Date: 22.08.2014

To,  
Hon'ble Mr. Chetan Puri,  
Mantlesoft Pvt. Ltd,  
Nashik.

**Subject: Letter of appreciation**

**Reference: LaTeX Workshop Organized by Department of  
Information Technology associated with ZenITH.**


Hon'ble Sir,

We would like to take this opportunity to thank you for conducting the workshop on "LaTeX Technology" organized in Pune Vidyarthi Griha's College of Engineering, Nashik on 22<sup>nd</sup> August, 2014. The workshop was a success and was appreciated by the participating students and faculty members.

The program which was intended for the staff and the students of the I.T. Department was attended by over 60 students and 20 teaching and non-teaching staff members. The participants were significantly benefited by the workshop. The Department of Information Technology and ZenITH Student Association appreciates your time, dedicated effort for conducting the workshop, and contribution in improving the well being of the participants.

With Thanks and Regards,



  
Prof. S. N. Bhadane  
H.O.D. (I.T.)



# ENGINEERING INFORMATION TECHNOLOGY HUB (ZENITH)

Pune Vidyarthi Griha's College of Engineering,  
206 Dindori Road, Mhasrul, Nashik-422004

Department of Information Technology

Website: [www.pvgzenith.in](http://www.pvgzenith.in) Email: [pvgzenith@gmail.com](mailto:pvgzenith@gmail.com)



## Payment Order

Date: 22/08/2014

Payee : Mr. Chetan Puri and Mr. Pritam Sawalake


Rs.(in figures) : 1500/-

Rs.(in Words) : One Thousand Five Hundred rupees only.

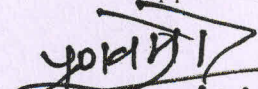
On Account of: LaTex Workshop

Payment Mode: Cash/Cheque/DD/No. Cash

Approved for payment

  
(C.G. Puri)

Receiver's Signature & date

  
Faculty Adviser  
22/8/14  
STAFF CO-ORDINATOR  
ZENITH

  
Treasurer  
TREASURER  
ZENITH







Pune Vidyarthi Griha's College of Engineering  
Department of Information Technology  
206, Dindori Road, MERI, Nashik-422004

## Certificate of Completion

*This is to certify that Mast./Ms. \_\_\_\_\_ has  
successfully completed the training in "LaTeX" organized by Department  
of Information Technology.*

Technology & Tools Used : MIKTEX, TexMaker

Training Date : 22nd Aug 2014

Training Location : PVG's College of Engineering, Nashik

Prof. A. G. Patil  
Co-ordinator

Mr. Chetan Puri  
Convener

Prof. S. N. Bhadane  
H.O.D. (I.T.)

Dr. N. S. Walimbe  
Principal



College of Engineering, Nashik  
Department of Information Technology  
Zenith Student Association

---

22.08.2014

**Report Regarding Workshop on “Latex” On 22.08.2014**

Prof. Chetan Puri, Latex Expert, conducted workshop on “Latex” for I.T. Department staff members and Students of PVG’s College of Engineering, Nashik.

In his valuable speech, he has guided on What are requirements for Latex, How to install and Start Latex, How to write report in Latex including Tables, Images, Tabs, Paragraph, Bold, References, New Chapter, Page numbers, Header and Footer and many more.

Key points involved in this workshop are, Seminar Report, Project Report and Paper publication, as well as Presentation slides.

Workshop followed by Exercise.

1. make one slide on any topic,
2. one page of Paper
3. One page of report includes Table, Tabs, Paragraph, Image, Header and Footer etc.

About 51 students and I.T. Department staff members participated in the workshop. We hope it will helpful to all participants.

Complied by: Prof. P.R.More

Zenith Coordinator, P.V.G’s COE,Nashik



Pune Vidyarthi Griha's  
College of Engineering, Nashik  
Department of Information Technology  
NOTICE

---




20/08/2014

All S.E./T.E./B.E. students are informed that, Zenith Association arranging the workshop on "Latex" on 22nd Aug. 2014 at 10.00 A.M.

Venue: Seminar Hall (116)

Prof. P.R. More  
Zenith Coordinator

  
Prof. S.N. Bhadane  
H.O.D.(I.T.)

SEIT - SKT -   
BELT - HNK -   
TELT - SMB - 



Name: Kapadnis Snehal Mukeshchhat	Date: 6/2/16
Institute: Pune Vidyarthi Griha College, Nashik.	Faculty: Student: ✓
Email: Snehal.kapadnis96@gmail.com	Class: SEIT
Phone: 9075983106	Subject: Programming Lab

## Details of Experiments Performed

Sr.No	Name of the Lab	Name of the Experiment
1	Computer Programming Lab	Numerical Approximation
2	Computer Programming Lab	Functions
3	Computer Programming Lab	Advanced Control flow
4	Computer Programming Lab	Arrays
5	Computer Programming Lab	Structures
6	Computer Programming Lab	Basic control flow
7	Computer Programming Lab	Strings
8	Computer Programming Lab	Pointers
9	Computer Programming Lab	Recursion
10	Computer Programming Lab	Expression evaluation.

Questionnaire: Please indicate your agreement with the following statements	Excellent	V.Good	Good	Fair	Poor
The degree to which the actual lab environment is simulated	✓				
The manuals were found to be helpful	✓				
The results of experiment were easily interpretable		✓			

Questionnaire: Please tell your agreement with the following statements	Yes	No
Did you get the feeling of actual lab while performing the experiments?	✓	
Do you think performing experiments through Virtual Labs is more challenging than the real lab experiments?		✓
Do you think performing experiments through Virtual Labs gives scope for more innovative and creative research work?	✓	
Did you go through the Manual / Step by step method before performing the live experiments?	✓	
Do you find the theory part useful?	✓	

How helpful is the system? we know and understand deeply about every program.

It gives very best result because of the step by step representation of the programs.

Specify the problems/difficulties you faced while performing the experiments

no problems are faced by me.

Indicate aspects you found interesting about the experiments

Representation of the output, step by step program execution

Signature: Snehal Kapadnis



Name: <u>Aher Pallavi Madhukar</u>	Date: <u>5-2-2016</u>
Institute: <u>PVGCOE, Nashik</u>	Faculty: _____ Student: <input checked="" type="checkbox"/>
Email: <u>pallavi.aher.31@gmail.com</u>	Class: <u>TEIT</u>
Phone: <u>7276170335</u>	Subject: <u>computer programming</u>

## Details of Experiments Performed

Sr.No	Name of the Lab	Name of the Experiment
1	computer programming	Numerical Approximation
2	computer programming	function
3	computer programming	Arrays
4	computer programming	Structure
5	computer programming	pointers
6	computer programming	strings
7	computer programming	Recursion
8	computer programming	Expression Evaluation
9	computer programming	Basic control flow
10	computer programming	Advanced control flow

Questionnaire: Please indicate your agreement with the following statements	Excellent	V.Good	Good	Fair	Poor
The degree to which the actual lab environment is simulated		<input checked="" type="checkbox"/>			
The manuals were found to be helpful	<input checked="" type="checkbox"/>				
The results of experiment were easily interpretable		<input checked="" type="checkbox"/>			

Questionnaire: Please tell your agreement with the following statements	Yes	No
Did you get the feeling of actual lab while performing the experiments?	<input checked="" type="checkbox"/>	<input type="checkbox"/>
Do you think performing experiments through Virtual Labs is more challenging than the real lab experiments?	<input type="checkbox"/>	<input checked="" type="checkbox"/>
Do you think performing experiments through Virtual Labs gives scope for more innovative and creative research work?	<input checked="" type="checkbox"/>	<input type="checkbox"/>
Did you go through the Manual / Step by step method before performing the live experiments?	<input checked="" type="checkbox"/>	<input type="checkbox"/>
Do you find the theory part useful?	<input checked="" type="checkbox"/>	<input type="checkbox"/>

How helpful is the system?

It can easily understand & clear the concepts.

Specify the problems/difficulties you faced while performing the experiments

No

Indicate aspects you found interesting about the experiments

yesSignature: Pallavi



Kulkarni Kaustubh V.		Date: 25/01/2016
Institute: PVGCOE, Nashik	Faculty:	Student: ✓
Email: kaustubh1292@gmail.com	Class: BEST	
Phone: 7875060562	Subject: Cryptography	

## Details of Experiments Performed

Sr.No	Name of the Lab	Name of the Experiment
1	Cryptography Lab.	1. Digital Signature
2	Cryptography Lab.	2. Message Authentication Codes
3	Cryptography Lab.	3. Breaking the cipher
4	Cryptography Lab.	4. Breaking Mono-alphabetic.
5	Cryptography Lab.	5. OTP & Perfect secrecy
6	Cryptography Lab.	6. Cryptographic Hash fun <sup>n</sup>
7	Cryptography Lab.	7. Symmetric key (DES)
8	Cryptography Lab.	8. AES
9	Cryptography Lab.	9. PKESV15
10	Cryptography Lab.	10. Diffie-Hellman

Questionnaire: Please indicate your agreement with the following statements	Excellent	V.Good	Good	Fair	Poor
The degree to which the actual lab environment is simulated		✓			
The manuals were found to be helpful			✓		
The results of experiment were easily interpretable			✓		

Questionnaire: Please tell your agreement with the following statements	Yes	No
Did you get the feeling of actual lab while performing the experiments?	✓	
Do you think performing experiments through Virtual Labs is more challenging than the real lab experiments?		✓
Do you think performing experiments through Virtual Labs gives scope for more innovative and creative research work?	✓	
Did you go through the Manual / Step by step method before performing the live experiments?	✓	
Do you find the theory part useful?	✓	

How helpful is the system?

Yes

Specify the problems/difficulties you faced while performing the experiments

Please generate the quiz answers.

Indicate aspects you found interesting about the experiments

Userfriendly interpretation of concepts

Signature: \_\_\_\_\_

Kulkarni



Name: Ankuash S. Anap	Date: 25-1-2016
Institute: PVG COE, Nasik	Faculty: Student: ✓
Email: ankuashanap@gmail.com	Class: B.E.I.T.
Phone: 8956334803	Subject: Cryptography

## Details of Experiments Performed

Sr.No	Name of the Lab	Name of the Experiment
1	Cryptography	Breaking the Shift Cipher
2	Cryptography	Breaking the mono-alphabetic Sub <sup>n</sup> cipher
3	Cryptography	One-Time pad and perfect Secrecy
4	Cryptography	Message Authentication codes
5	Cryptography	Cryptographic Hash Function and Appl <sup>n</sup>
6	Cryptography	Symmetric key Encryption Standards (DES)
7	Cryptography	Symmetric key Encryption Standards (AES)
8	Cryptography	Diffie-Hellman key Establishment
9	Cryptography	Public key Cryptosystems (PKCS v1.5)
10	Cryptography	Digital signatures

Questionnaire: Please indicate your agreement with the following statements	Excellent	V.Good	Good	Fair	Poor
The degree to which the actual lab environment is simulated				✓	
The manuals were found to be helpful				✓	
The results of experiment were easily interpretable			✓		

Questionnaire: Please tell your agreement with the following statements	Yes	No
Did you get the feeling of actual lab while performing the experiments?		✓
Do you think performing experiments through Virtual Labs is more challenging than the real lab experiments?		✓
Do you think performing experiments through Virtual Labs gives scope for more innovative and creative research work?	✓	
Did you go through the Manual / Step by step method before performing the live experiments?	✓	
Do you find the theory part useful?	✓	✗

How helpful is the system?

This system helps to understand the experiments flow & execution.

Specify the problems/difficulties you faced while performing the experiments

Predefine inputs are problematic, hard to understand, some fields can not understand,

Indicate aspects you found interesting about the experiments

In Diffie-Hellman key agreement, Experiment flow is good.

Signature: AS Anap